

health

share

Health Share of Oregon

Community Health Improvement Plan

Progress Report

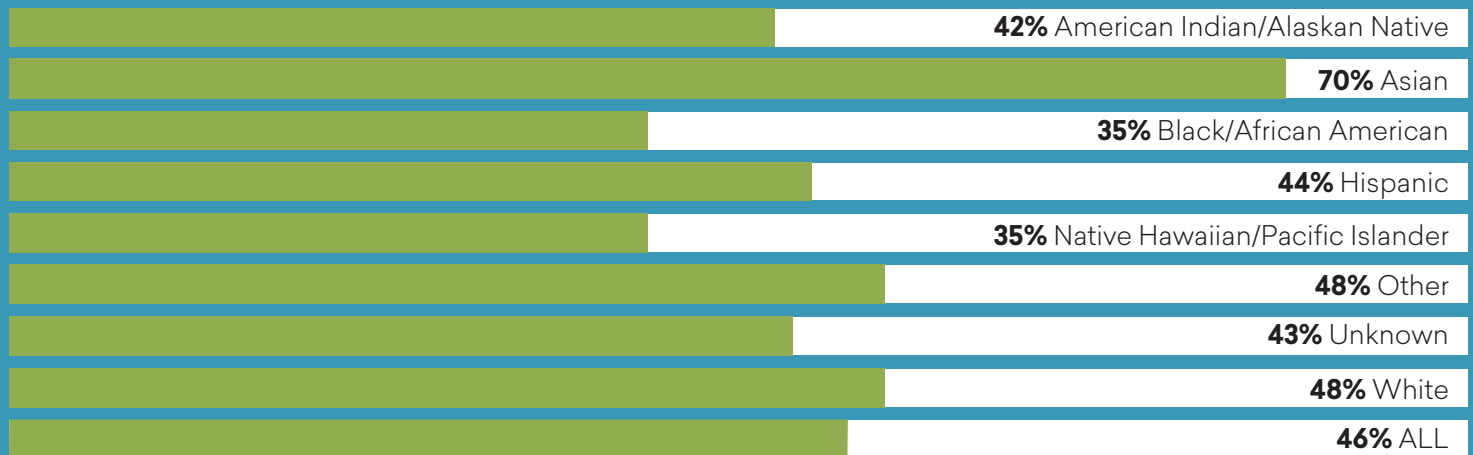
July 2020 to June 2021

Members 12+ who are vaccinated by Race/Ethnicity

Number of Members Ages 12+

Race/Ethnicity	Number of Members Ages 12+
American Indian/Alaskan Native	2,867
Asian	16,163
Black/African American	15,880
Hispanic	25,357
Native Hawaiian/Pacific Islander	1,706
Other	3,158
Unknown	127,139
White	105,527
ALL	297,797

Percent of Members Vaccinated*



*Includes those who have received one or more doses

2020 Data

425 Traditional Health Workers were funded by Health Share partners

39% of Traditional Health Workers were funded by Health Share partners who are funded through a sustainable method

284 Traditional Health Workers have one or more Health Share claims

Background

Health Share of Oregon's Community Health Improvement Plan (CHP) moves our communities closer to health equity by focusing on community voice and engagement, increasing access to care under the clinical and system-level space, and improving supportive housing efforts as part of our social determinants of health initiative.

In 2020, Health Share funded and invested in areas specific to CHP investments and the pandemic. The COVID Impact Support Funds, totaling \$4.6 million was awarded to 58 community-based organizations serving communities of color and \$600,000 was awarded to our local public health authorities to support our alignment in CHP related activities including, perinatal continuum of care and tobacco cessation programs.

It's important to recognize accomplishments, along with progress and continued alignment with the LPHAs, hospital systems and community partners on implementing and addressing CHP health priorities:



Hospital(s)

- Adventist Medical Center
- Hillsboro Medical Center
- Kaiser Permanente
 - Sunnyside Medical Center
 - Westside Medical Center
- Legacy Health
 - Emanuel Medical Center
 - Good Samaritan
 - Meridian Park
 - Mount Hood
 - Salmon Creek
- OHSU
- Providence Health & Services
 - Milwaukie Hospital
 - Providence Portland Medical Center
 - St. Vincent Medical Center
 - Willamette Falls Medical Center



Local Public Health Associations

- Clackamas County
- Multnomah County
- Washington County



Other Partners

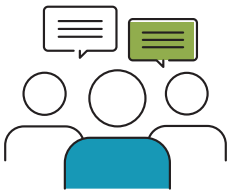
- All Ready Network
- Bridges to Change
- CareOregon
- Healthy Columbia Willamette Collaborative
- Help Me Grow
- Kimberly Porter Consulting – Doula Initiative
- Regional Peer Facilitation Center

2020 Highlights

SUPPORTIVE HOUSING

- Invested in staff resources – 1.0 FTE Housing Program Manager dedicated to engage and lead cross-sector partnerships to shape a regional supportive housing strategy.
- Launched the Regional Supportive Housing Impact Strategy Steering Committee.
- Developed broad supportive housing strategy that will lead to financial investments.
- Applied for a Vista Volunteer to support housing initiatives, which will begin in August 2021.
- Frequent Users Systems Engagement (FUSE) - Built relationships and established a data sharing process with Multnomah County Joint Office of Homeless Services and Sherriff's Office in support of cross-sector collaboration for system transformation.

ACCESS TO CARE




Health Literacy and Member Engagement

- Basic Health Plan Navigation is an outreach and education tool that is offered to community partners and community members. The focus is on CCO/health plan benefits, services, and navigation.
- Health Share invested in Connect Oregon with the intention to build partnership and connection between clinical care and Community Based Organizations (CBOs) that are addressing social determinants of health.



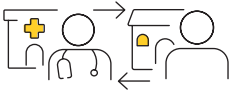
Culturally Specific Outreach

- Engaged with Tribal Advisory Council (TAC) representatives and has expressed interest in participating in TAC meetings (when schedule is released). Due to the COVID-19 pandemic engagement activities were limited, and in the development process.
- Efforts are being made to incorporate the alignment of CHP and CHA's from tribes.
- Health Share, Trillium and other CCOs are currently working on developing a shared Basic Health Plan Navigation outreach and education tool for the newly eligible Compact of Free Association (COFA) community, with the support of OHA's Community Partner Outreach Program.
- Actively participating on "A Home For Everyone" equity committee to advocate for tribal support and representation.
- Working in partnership with our five health plan partners, county partners and CBO partners to coordinate culturally and linguistically specific COVID-19 vaccination clinics.



Traditional Health Worker Strategy

- Hired a Traditional Health Worker Liaison.
- Health Share funded a training cohort of over 40 Peers to complete Portland Community College's (PCC) Alcohol and Drug Counseling degree and certificate program to increase services and workforce diversity, specifically focusing on racial and LGBTQIA+ representation.
- With the goal of increasing access to doulas of color, Health Share funded doula cohort training for 20 individuals to increase racial diversity within the regional doula workforce. The workshop series included teaching the fundamentals for creating a sustainable doula business, guidance in enrolling for the State of Oregon THW registry, and overview of private and Medicaid billing.
- Established Help Me Grow as a regional centralized access point to a triaged menu of services and supports.



Language Access

- Member Navigation Brochure – Currently translated in eight (8) different languages (Arabic, Korean, Romanian, Russian, Somali, Spanish, Traditional Chinese, Vietnamese) and if members need a different language, translation is available.
- Distributed “Sign Up Early for Kindergarten” campaign materials region-wide in ten (10) languages.
- In partnership with CareOregon, we provide “Unpacking Equity Through a Language Access Lens” workshop for our staff, Community Advisory Council, provider network, community-based organization partners, language service vendors, and community stakeholders.
- Established CCO-wide language access workgroups.



Early Life Health

- Continued expansion of ALL:READY, the regional Kindergarten Readiness network, and their work on systems alignment and anti-racist, trauma-informed organizational change.
- Continued development of advanced primary care medical homes for children and youth in foster care.
- Expanded use of RAPID mental health assessment for children entering foster care.
- Continued efforts to connect with local/regional School Based Health Centers to align efforts regarding mental health needs of children and youth.

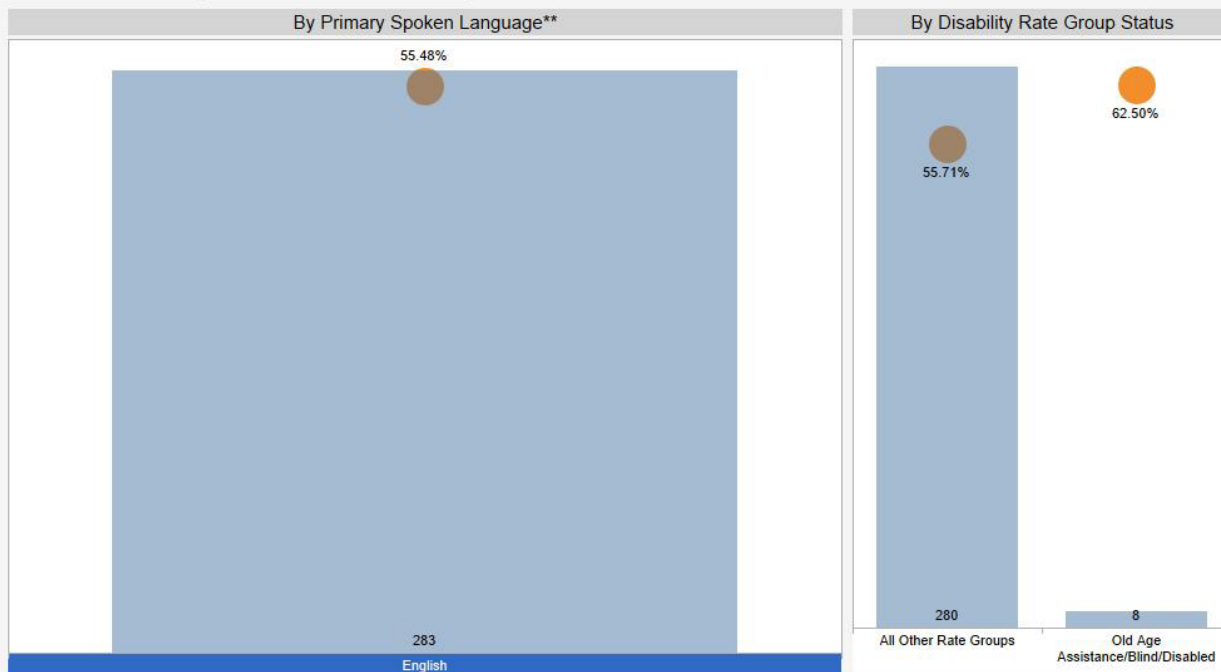
As a reflection, although amid a global pandemic, progress and enhancements are being made to lower everyday barriers to health care access for our members and communities. We are striving to uplift our vision: a healthy community for all.

Primary Care Utilization

Native Hawaiian

Access to Care*: 2020 Primary Care Utilization Community Profile Native Hawaiian

Count of Members 283 % with one or more PCP visits 55.48% Bars represent unique counts of members and circles represent % of members having one or more primary care visits in calendar year 2020



*Access to care integrates many factors difficult to measure at the system level, including service location, transportation, and comfort with providers. The numbers above reflect only one measure; utilization of primary care (PCP) services based on a white/western healthcare model. A member not using PCP services defined in this way may be engaged in preventive health through other means. Meaningful access occurs when the system's delivery of care reflects the specific needs of the community, including services involving providers and settings outside of the healthcare system.

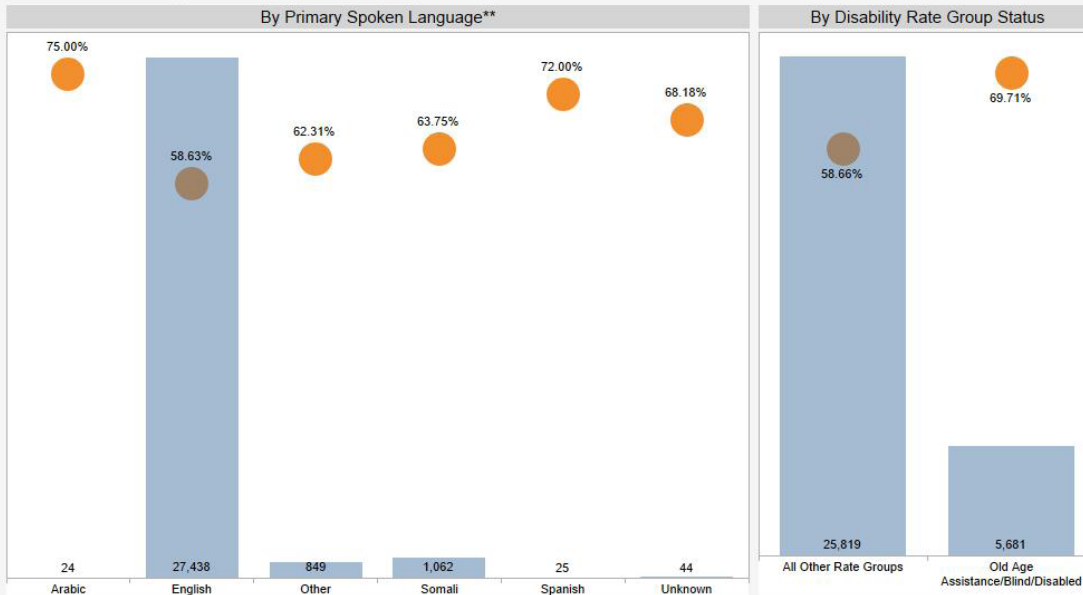
**Members of this racial/ethnic group speak languages other than those represented above. In order to protect privacy, any languages designated as the primary spoken language for fewer than 20 members of this racial/ethnic group are not displayed. Inviting dialogue is one opportunity to learn more about the unique experiences of all language groups within this racial/ethnic community.

Black/African American

Access to Care*: 2020 Primary Care Utilization Community Profile

Black /African American

Count of Members 29,443 % with one or more PCP visits 58.96% Bars represent unique counts of members and circles represent % of members having one or more primary care visits in calendar year 2020



*Access to care integrates many factors difficult to measure at the system level, including service location, transportation, and comfort with providers. The numbers above reflect only one measure; utilization of primary care (PCP) services based on a white/western healthcare model. A member not using PCP services defined in this way may be engaged in preventive health through other means. Meaningful access occurs when the system's delivery of care reflects the specific needs of the community, including services involving providers and settings outside of the healthcare system.

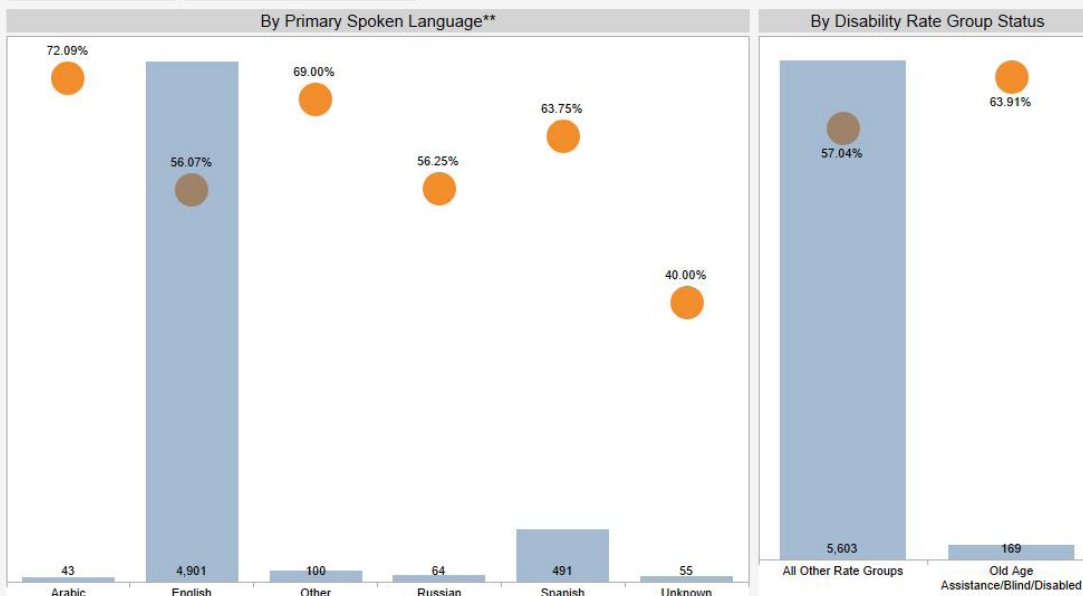
**Members of this racial/ethnic group speak languages other than those represented above. In order to protect privacy, any languages designated as the primary spoken language for fewer than 20 members of this racial/ethnic group are not displayed. Inviting dialogue is one opportunity to learn more about the unique experiences of all language groups within this racial/ethnic community.

Other Race or Ethnicity

Access to Care*: 2020 Primary Care Utilization Community Profile

Other Race or Ethnicity

Count of Members 5,694 % with one or more PCP visits 56.97% Bars represent unique counts of members and circles represent % of members having one or more primary care visits in calendar year 2020



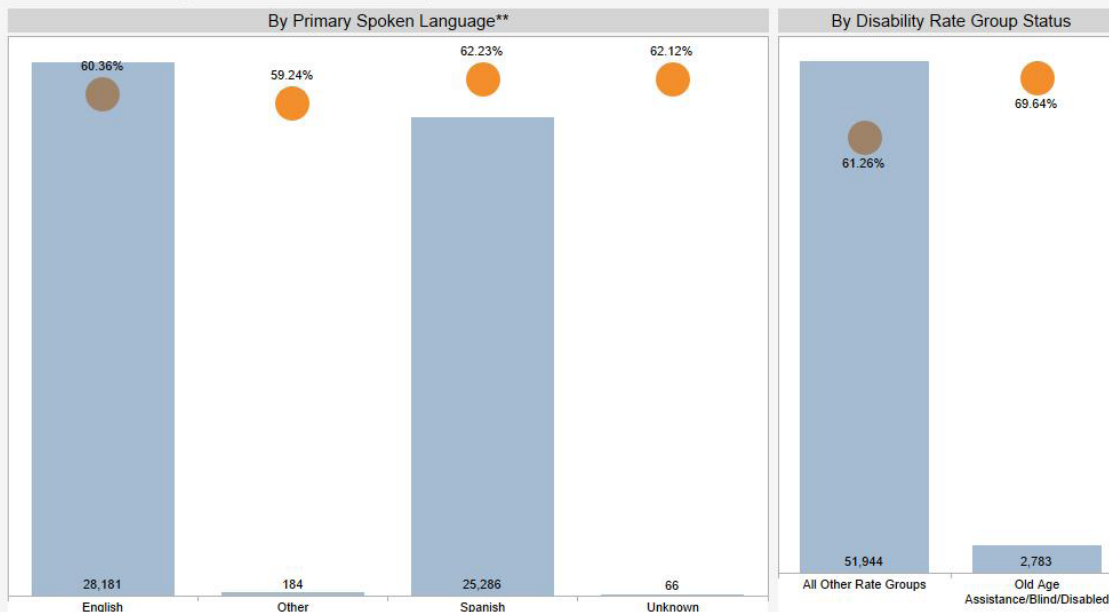
*Access to care integrates many factors difficult to measure at the system level, including service location, transportation, and comfort with providers. The numbers above reflect only one measure; utilization of primary care (PCP) services based on a white/western healthcare model. A member not using PCP services defined in this way may be engaged in preventive health through other means. Meaningful access occurs when the system's delivery of care reflects the specific needs of the community, including services involving providers and settings outside of the healthcare system.

**Members of this racial/ethnic group speak languages other than those represented above. In order to protect privacy, any languages designated as the primary spoken language for fewer than 20 members of this racial/ethnic group are not displayed. Inviting dialogue is one opportunity to learn more about the unique experiences of all language groups within this racial/ethnic community.

Hispanic

Access to Care*: 2020 Primary Care Utilization Community Profile Hispanic

Count of Members: 53,756 | % with one or more PCP visits: 61.24% | Bars represent unique counts of members and circles represent % of members having one or more primary care visits in calendar year 2020



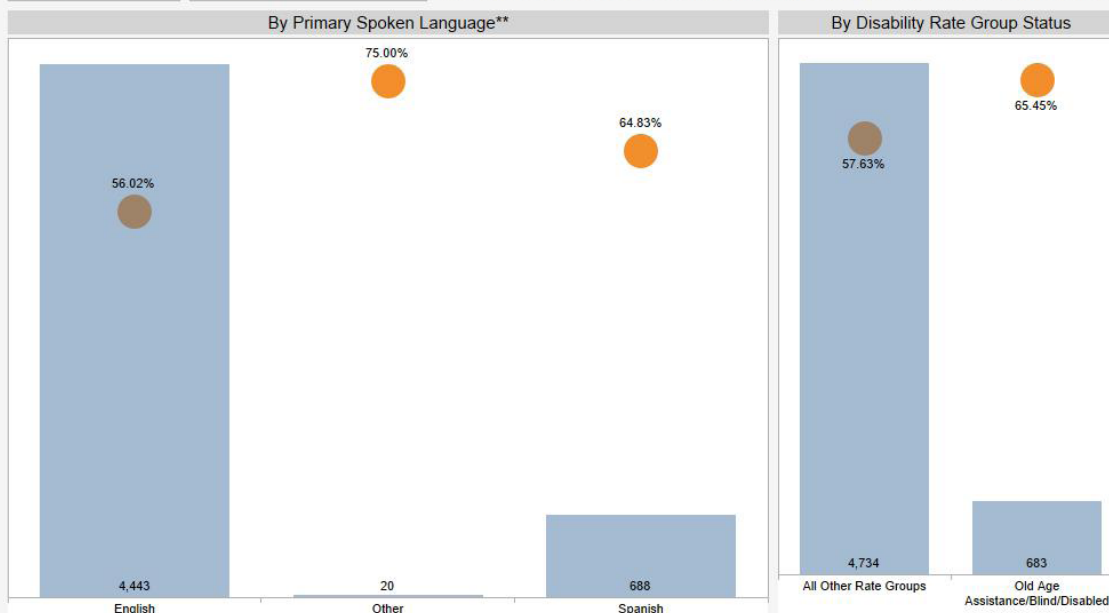
*Access to care integrates many factors difficult to measure at the system level, including service location, transportation, and comfort with providers. The numbers above reflect only one measure; utilization of primary care (PCP) services based on a white/western healthcare model. A member not using PCP services defined in this way may be engaged in preventive health through other means. Meaningful access occurs when the system's delivery of care reflects the specific needs of the community, including services involving providers and settings outside of the healthcare system.

**Members of this racial/ethnic group speak languages other than those represented above. In order to protect privacy, any languages designated as the primary spoken language for fewer than 20 members of this racial/ethnic group are not displayed. Inviting dialogue is one opportunity to learn more about the unique experiences of all language groups within this racial/ethnic community.

American Indian or Alaska Native

Access to Care*: 2020 Primary Care Utilization Community Profile American Indian or Alaska Native

Count of Members: 5,169 | % with one or more PCP visits: 57.26% | Bars represent unique counts of members and circles represent % of members having one or more primary care visits in calendar year 2020



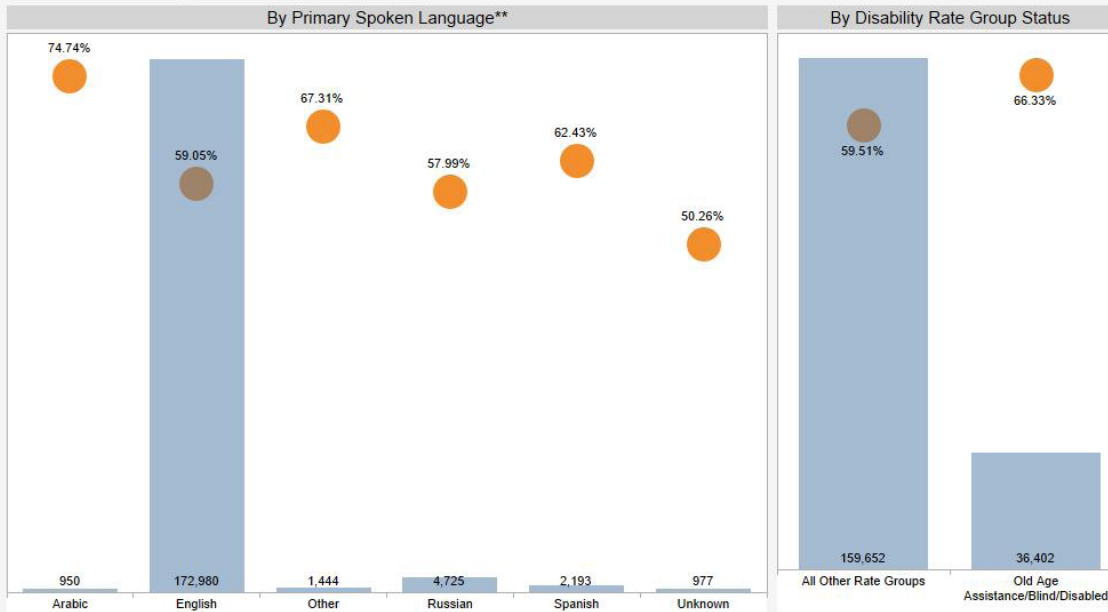
*Access to care integrates many factors difficult to measure at the system level, including service location, transportation, and comfort with providers. The numbers above reflect only one measure; utilization of primary care (PCP) services based on a white/western healthcare model. A member not using PCP services defined in this way may be engaged in preventive health through other means. Meaningful access occurs when the system's delivery of care reflects the specific needs of the community, including services involving providers and settings outside of the healthcare system.

**Members of this racial/ethnic group speak languages other than those represented above. In order to protect privacy, any languages designated as the primary spoken language for fewer than 20 members of this racial/ethnic group are not displayed. Inviting dialogue is one opportunity to learn more about the unique experiences of all language groups within this racial/ethnic community.

Caucasian

Access to Care*: 2020 Primary Care Utilization Community Profile Caucasian

Count of Members: 183,290 % with one or more PCP visits: 59.16% Bars represent unique counts of members and circles represent % of members having one or more primary care visits in calendar year 2020



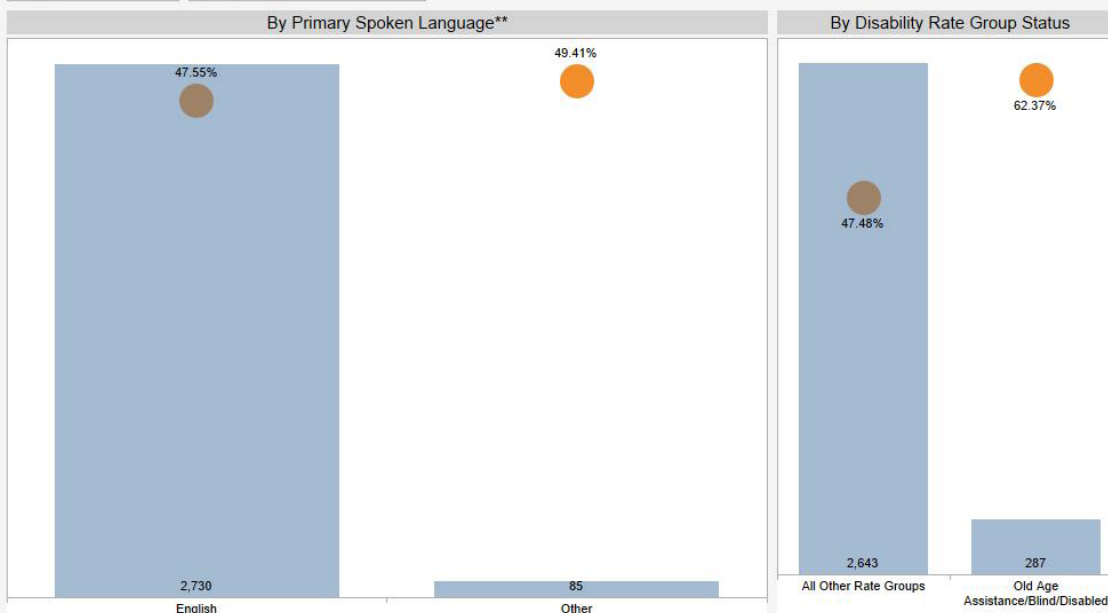
*Access to care integrates many factors difficult to measure at the system level, including service location, transportation, and comfort with providers. The numbers above reflect only one measure; utilization of primary care (PCP) services based on a white/western healthcare model. A member not using PCP services defined in this way may be engaged in preventive health through other means. Meaningful access occurs when the system's delivery of care reflects the specific needs of the community, including services involving providers and settings outside of the healthcare system.

**Members of this racial/ethnic group speak languages other than those represented above. In order to protect privacy, any languages designated as the primary spoken language for fewer than 20 members of this racial/ethnic group are not displayed. Inviting dialogue is one opportunity to learn more about the unique experiences of all language groups within this racial/ethnic community.

Pacific Islander

Access to Care*: 2020 Primary Care Utilization Community Profile Pacific Islander

Count of Members: 2,831 % with one or more PCP visits: 47.58% Bars represent unique counts of members and circles represent % of members having one or more primary care visits in calendar year 2020



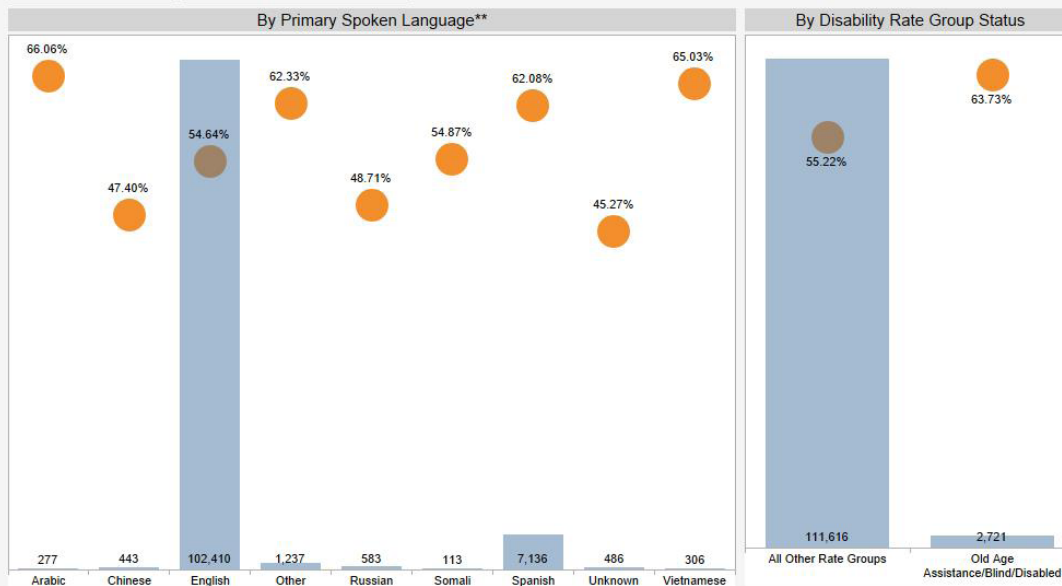
*Access to care integrates many factors difficult to measure at the system level, including service location, transportation, and comfort with providers. The numbers above reflect only one measure; utilization of primary care (PCP) services based on a white/western healthcare model. A member not using PCP services defined in this way may be engaged in preventive health through other means. Meaningful access occurs when the system's delivery of care reflects the specific needs of the community, including services involving providers and settings outside of the healthcare system.

**Members of this racial/ethnic group speak languages other than those represented above. In order to protect privacy, any languages designated as the primary spoken language for fewer than 20 members of this racial/ethnic group are not displayed. Inviting dialogue is one opportunity to learn more about the unique experiences of all language groups within this racial/ethnic community.

Unknown

Access to Care*: 2020 Primary Care Utilization Community Profile Unknown

Count of Members: 112,991 | % with one or more PCP visits: 55.15% | Bars represent unique counts of members and circles represent % of members having one or more primary care visits in calendar year 2020



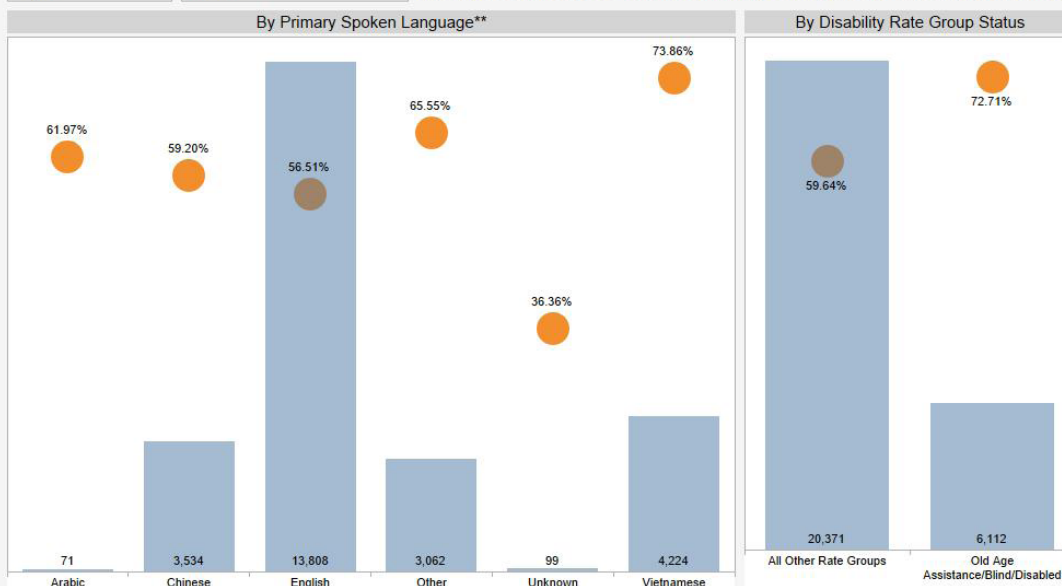
*Access to care integrates many factors difficult to measure at the system level, including service location, transportation, and comfort with providers. The numbers above reflect only one measure; utilization of primary care (PCP) services based on a white/western healthcare model. A member not using PCP services defined in this way may be engaged in preventive health through other means. Meaningful access occurs when the system's delivery of care reflects the specific needs of the community, including services involving providers and settings outside of the healthcare system.

**Members of this racial/ethnic group speak languages other than those represented above. In order to protect privacy, any languages designated as the primary spoken language for fewer than 20 members of this racial/ethnic group are not displayed. Inviting dialogue is one opportunity to learn more about the unique experiences of all language groups within this racial/ethnic community.

Asian

Access to Care*: 2020 Primary Care Utilization Community Profile Asian

Count of Members: 24,831 | % with one or more PCP visits: 60.91% | Bars represent unique counts of members and circles represent % of members having one or more primary care visits in calendar year 2020



*Access to care integrates many factors difficult to measure at the system level, including service location, transportation, and comfort with providers. The numbers above reflect only one measure; utilization of primary care (PCP) services based on a white/western healthcare model. A member not using PCP services defined in this way may be engaged in preventive health through other means. Meaningful access occurs when the system's delivery of care reflects the specific needs of the community, including services involving providers and settings outside of the healthcare system.

**Members of this racial/ethnic group speak languages other than those represented above. In order to protect privacy, any languages designated as the primary spoken language for fewer than 20 members of this racial/ethnic group are not displayed. Inviting dialogue is one opportunity to learn more about the unique experiences of all language groups within this racial/ethnic community.

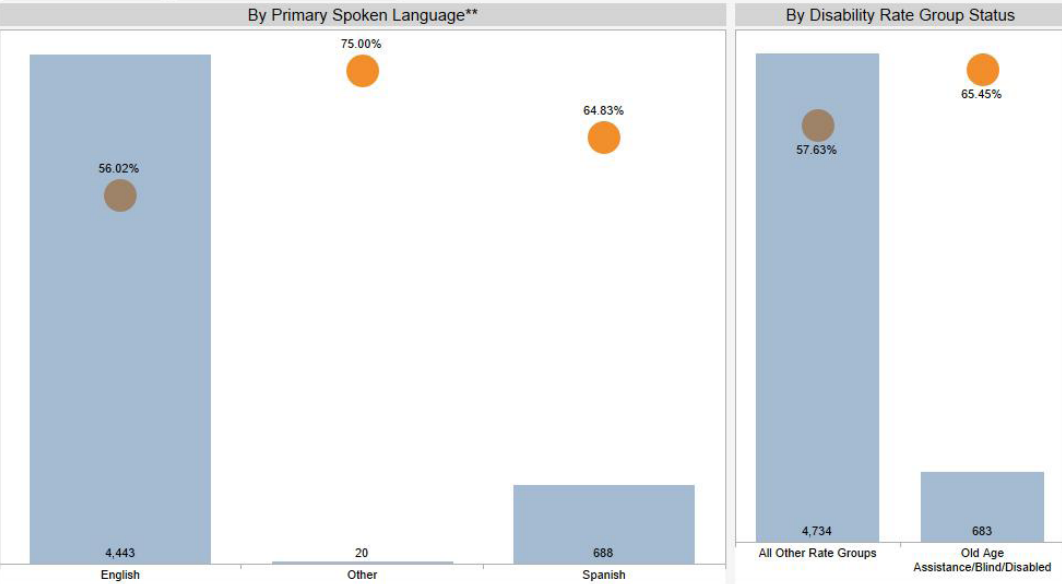
American Indian/Alaska Native

Access to Care*: 2020 Primary Care Utilization Community Profile American Indian or Alaska Native

Count of Members5,169

% with one or more PCP visits57.26%

Bars represent unique counts of members and circles represent % of members having one or more primary care visits in calendar year 2020



*Access to care integrates many factors difficult to measure at the system level, including service location, transportation, and comfort with providers. The numbers above reflect only one measure: utilization of primary care (PCP) services based on a white/western healthcare model. A member not using PCP services defined in this way may be engaged in preventive health through other means. Meaningful access occurs when the system's delivery of care reflects the specific needs of the community, including services involving providers and settings outside of the healthcare system.

**Members of this racial/ethnic group speak languages other than those represented above. In order to protect privacy, any languages designated as the primary spoken language for fewer than 20 members of this racial/ethnic group are not displayed. Inviting dialogue is one opportunity to learn more about the unique experiences of all language groups within this racial/ethnic community.